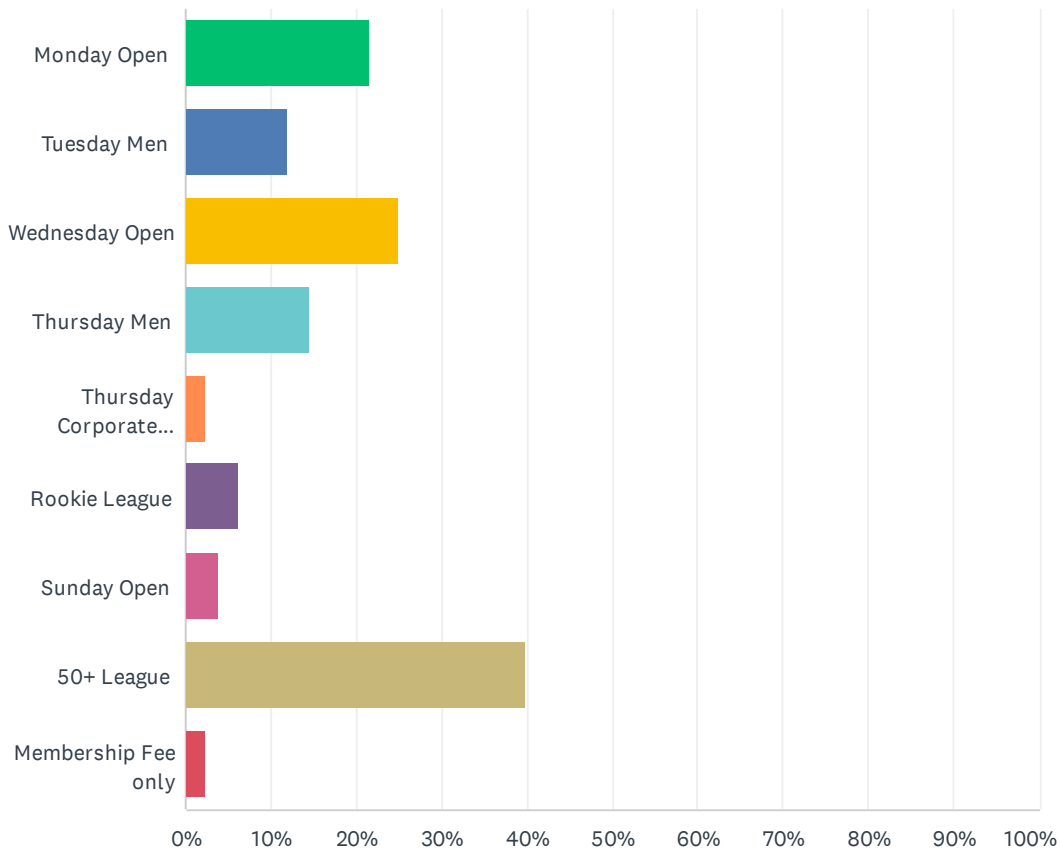


Q1 Please let us know ALL the leagues you played in this season:

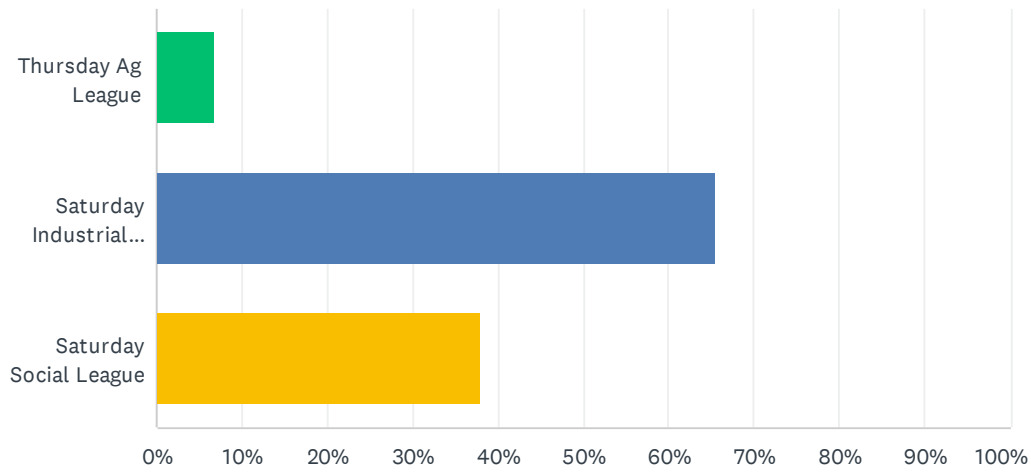
Answered: 208 Skipped: 3



ANSWER CHOICES	RESPONSES	
Monday Open	21.63%	45
Tuesday Men	12.02%	25
Wednesday Open	25.00%	52
Thursday Men	14.42%	30
Thursday Corporate Challenge	2.40%	5
Rookie League	6.25%	13
Sunday Open	3.85%	8
50+ League	39.90%	83
Membership Fee only	2.40%	5
Total Respondents: 208		

Q2 I also played in the following Rental Leagues:

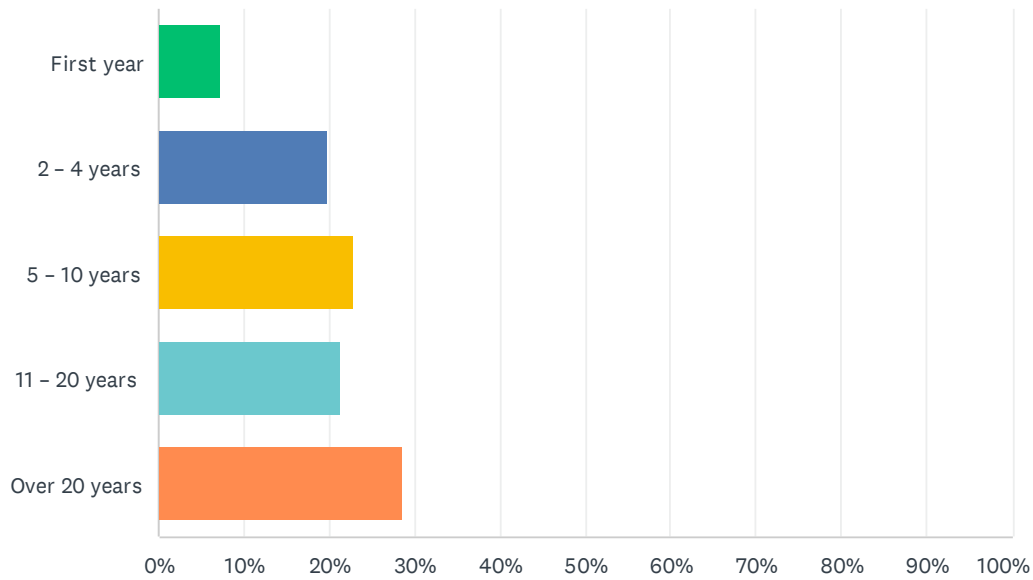
Answered: 58 Skipped: 153



ANSWER CHOICES	RESPONSES
Thursday Ag League	6.90% 4
Saturday Industrial League	65.52% 38
Saturday Social League	37.93% 22
Total Respondents: 58	

Q3 How many years have you been a member of the LCC?

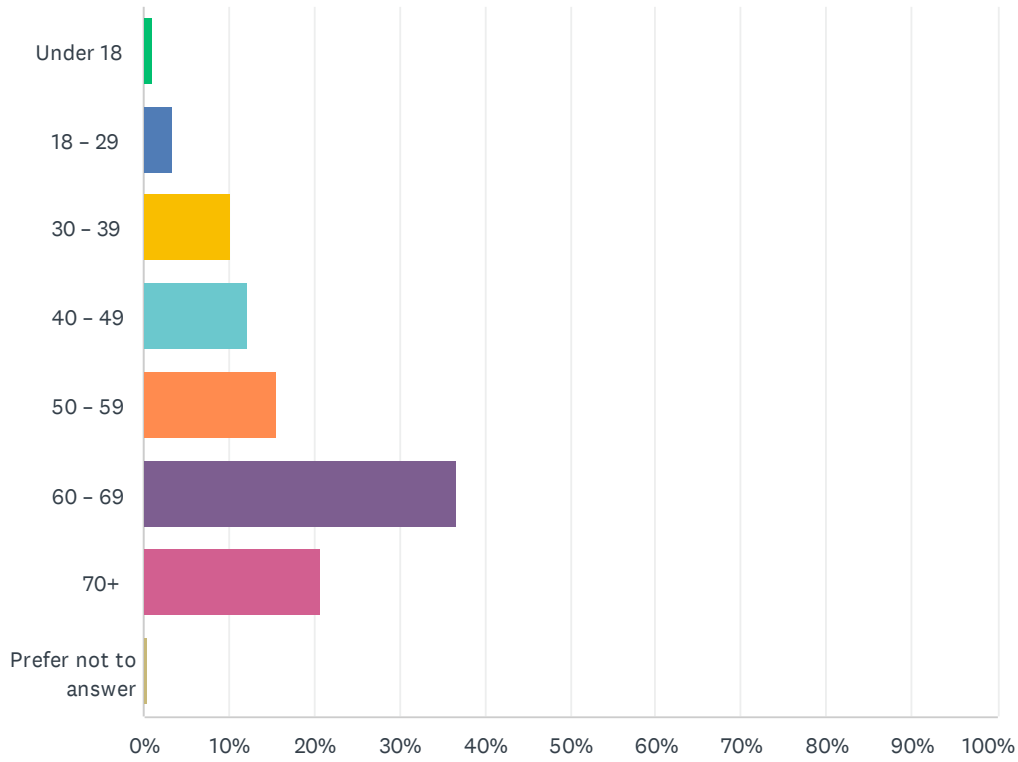
Answered: 206 Skipped: 5



ANSWER CHOICES	RESPONSES	
First year	7.28%	15
2 - 4 years	19.90%	41
5 - 10 years	22.82%	47
11 - 20 years	21.36%	44
Over 20 years	28.64%	59
TOTAL		206

Q4 What is your age category?

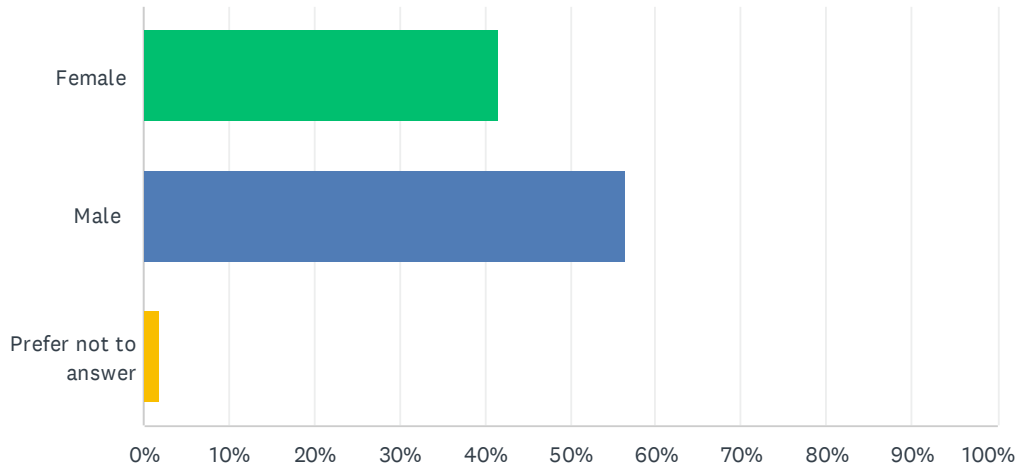
Answered: 207 Skipped: 4



ANSWER CHOICES	RESPONSES
Under 18	0.97% 2
18 - 29	3.38% 7
30 - 39	10.14% 21
40 - 49	12.08% 25
50 - 59	15.46% 32
60 - 69	36.71% 76
70+	20.77% 43
Prefer not to answer	0.48% 1
TOTAL	207

Q5 What is your Gender

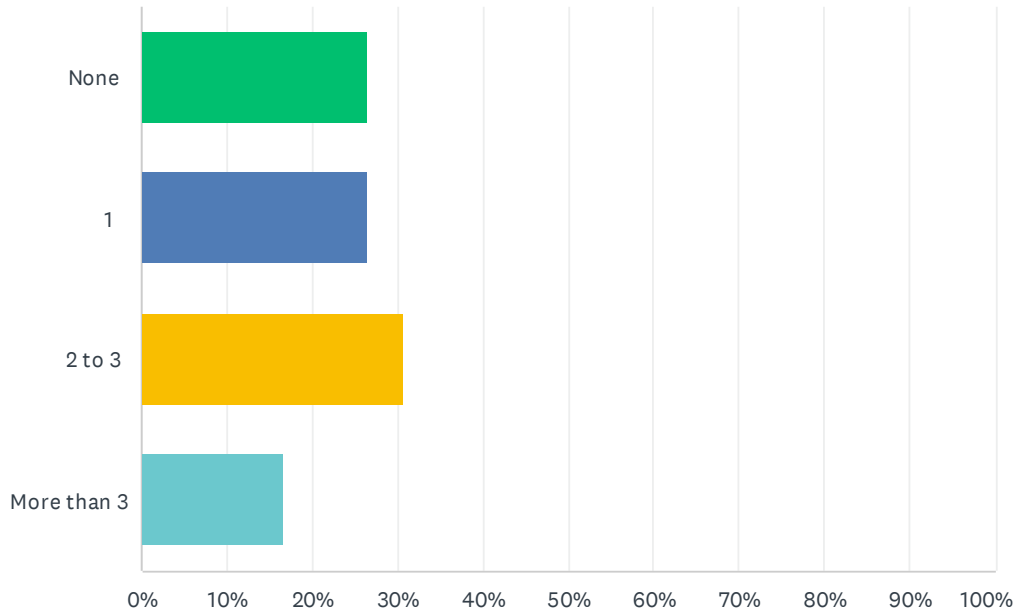
Answered: 207 Skipped: 4



ANSWER CHOICES	RESPONSES
Female	41.55% 86
Male	56.52% 117
Prefer not to answer	1.93% 4
TOTAL	207

Q6 How many bonspiels did you participate in at the Lethbridge Curling Club this season. Please include 50+ Bonspiels in your answer.

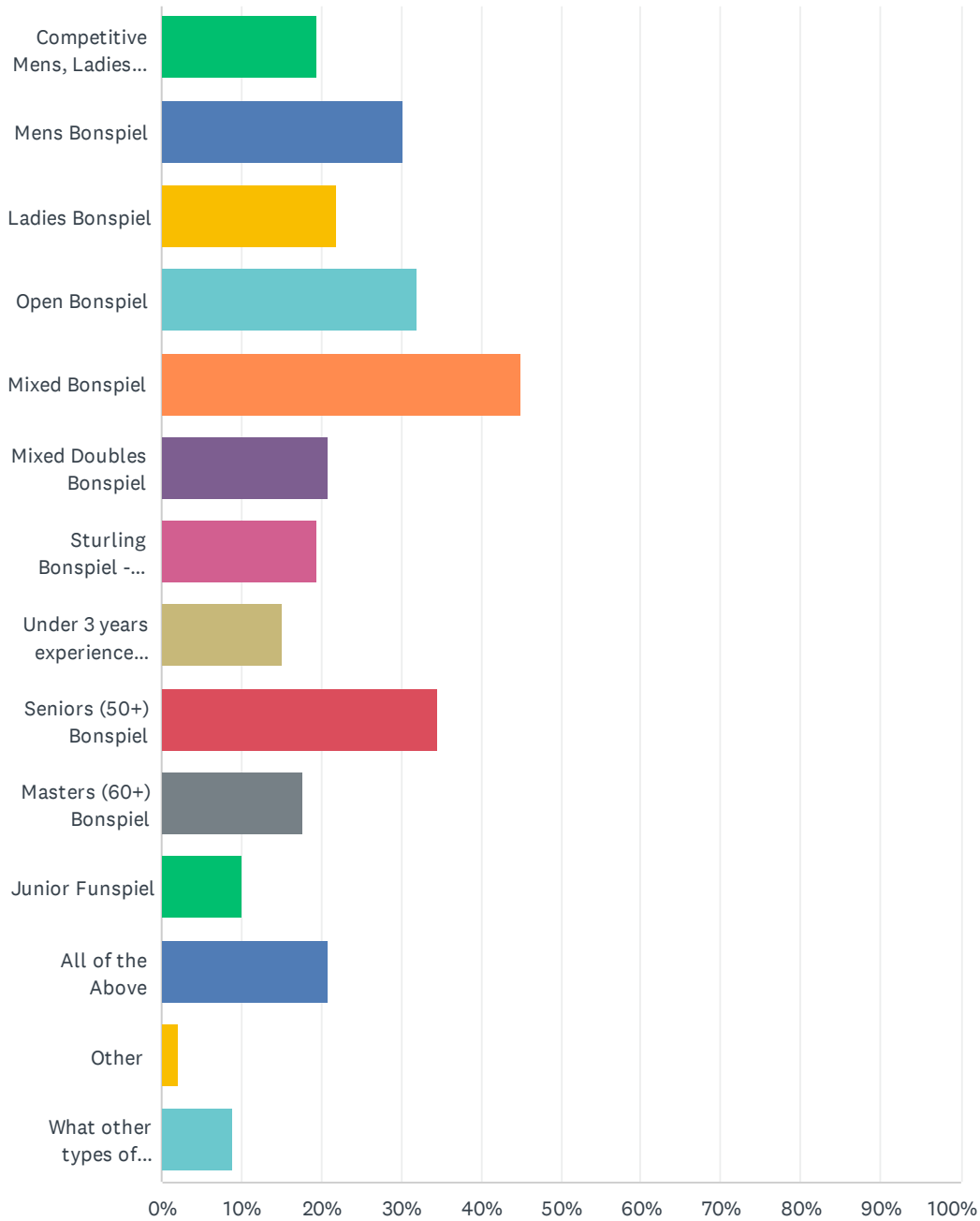
Answered: 205 Skipped: 6



ANSWER CHOICES	RESPONSES	
None	26.34%	54
1	26.34%	54
2 to 3	30.73%	63
More than 3	16.59%	34
TOTAL		205

Q7 What types of bonspiels would like to see at the LCC? (Check all that apply)

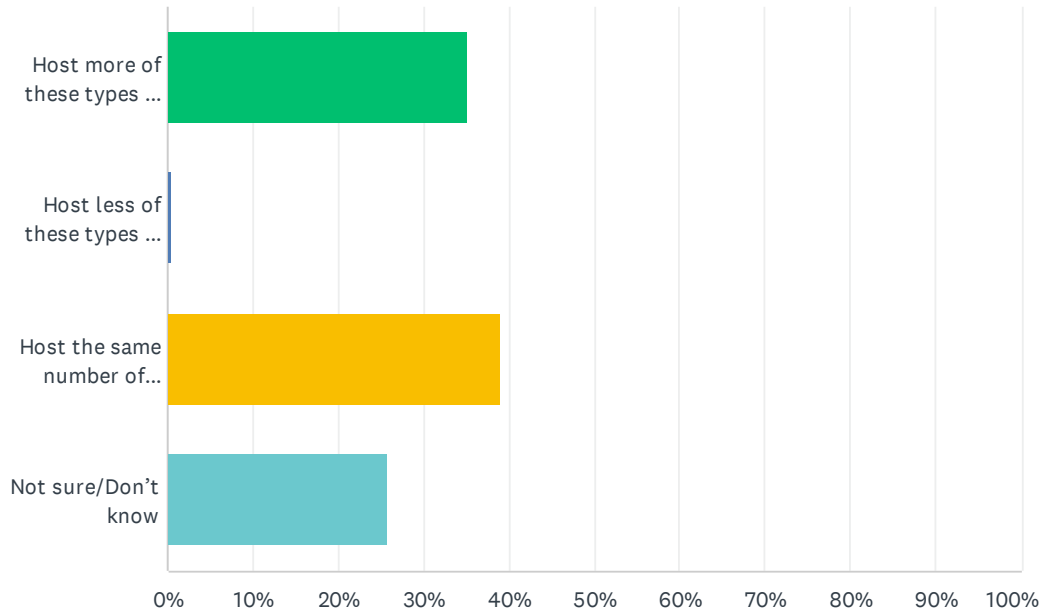
Answered: 191 Skipped: 20



ANSWER CHOICES	RESPONSES	
Competitive Mens, Ladies or Open Cash Spiels	19.37%	37
Mens Bonspiel	30.37%	58
Ladies Bonspiel	21.99%	42
Open Bonspiel	31.94%	61
Mixed Bonspiel	45.03%	86
Mixed Doubles Bonspiel	20.94%	40
Sturling Bonspiel - Either Stick only or modified	19.37%	37
Under 3 years experience Bonspiel	15.18%	29
Seniors (50+) Bonspiel	34.55%	66
Masters (60+) Bonspiel	17.80%	34
Junior Funspiel	9.95%	19
All of the Above	20.94%	40
Other	2.09%	4
What other types of bonspiels would like to see?	8.90%	17
Total Respondents: 191		

Q8 The LCC from time to time hosts provincial qualifier or provincial championships. Do you feel the club should

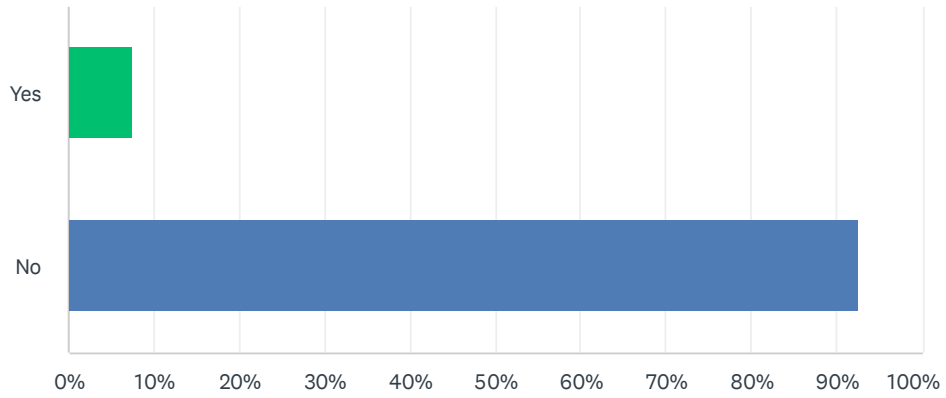
Answered: 202 Skipped: 9



ANSWER CHOICES	RESPONSES	
Host more of these types of events	35.15%	71
Host less of these types of events	0.50%	1
Host the same number of events we have been	39.11%	79
Not sure/Don't know	25.74%	52
Total Respondents: 202		

Q9 Did you download the Klutch Curling App this season

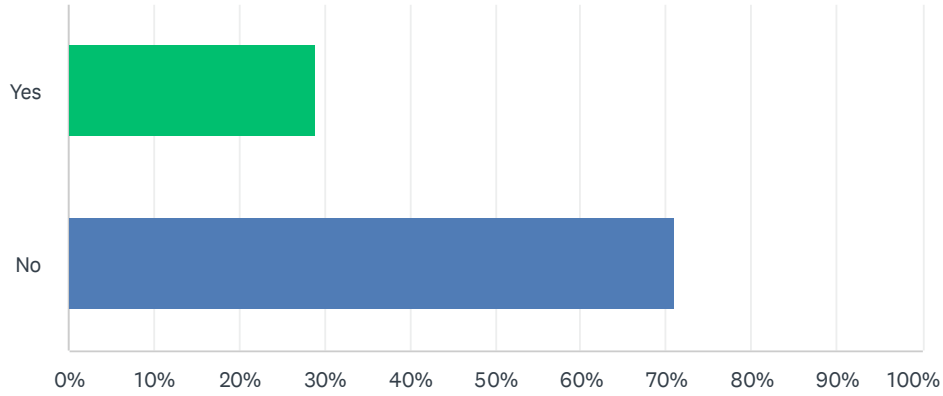
Answered: 200 Skipped: 11



ANSWER CHOICES	RESPONSES	
Yes	7.50%	15
No	92.50%	185
TOTAL		200

Q10 Do you think the LCC should pay to have this app available to all members at no charge?

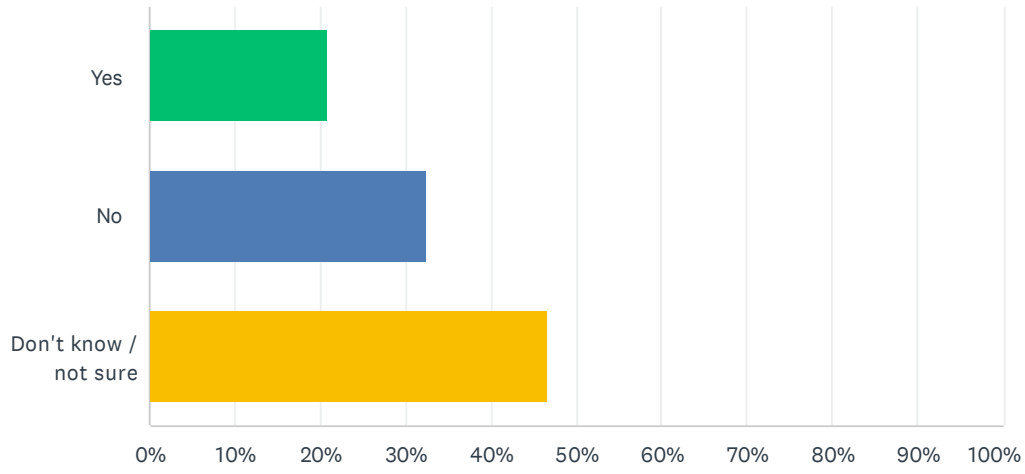
Answered: 173 Skipped: 38



ANSWER CHOICES	RESPONSES	
Yes	28.90%	50
No	71.10%	123
TOTAL		173

Q11 If the LCC paid for a group subscription would you use the app.

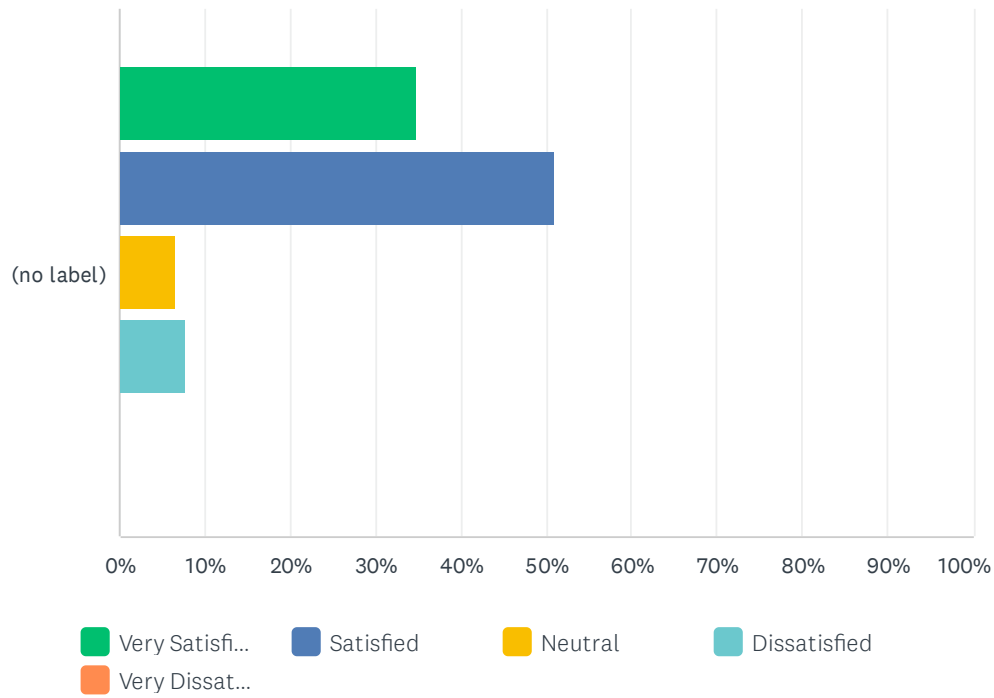
Answered: 201 Skipped: 10



ANSWER CHOICES	RESPONSES
Yes	20.90% 42
No	32.34% 65
Don't know / not sure	46.77% 94
TOTAL	201

Q12 Overall Condition of ice surface

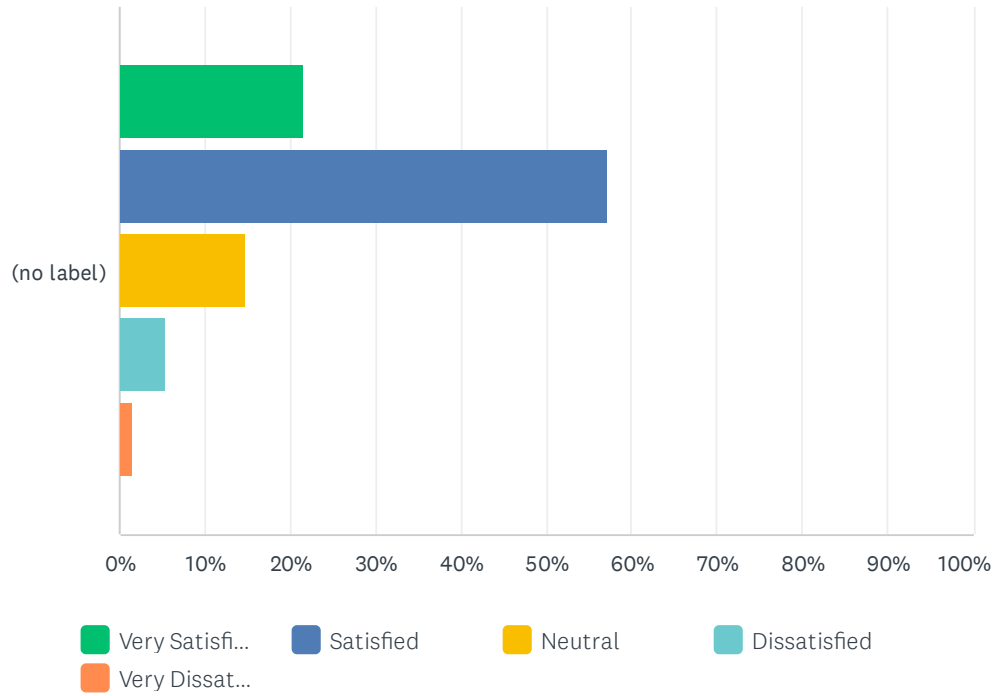
Answered: 196 Skipped: 15



	VERY SATISFIED	SATISFIED	NEUTRAL	DISSATISFIED	VERY DISSATISFIED	TOTAL	WEIGHTED AVERAGE
(no label)	34.69% 68	51.02% 100	6.63% 13	7.65% 15	0.00% 0	196	1.87

Q13 Availability of practice times

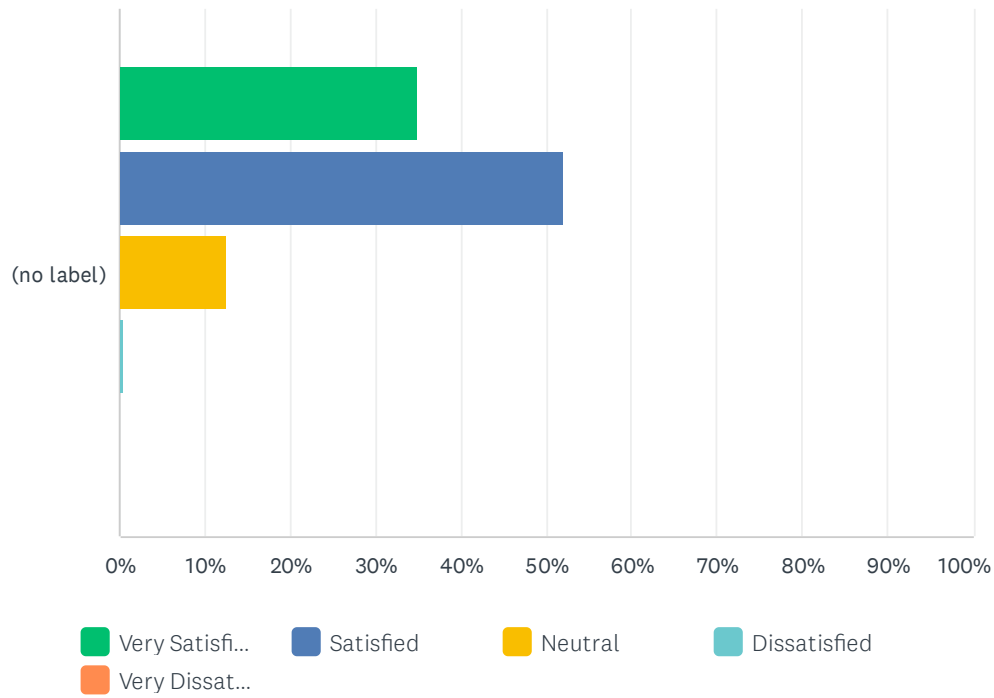
Answered: 191 Skipped: 20



	VERY SATISFIED	SATISFIED	NEUTRAL	DISSATISFIED	VERY DISSATISFIED	TOTAL	WEIGHTED AVERAGE
(no label)	21.47% 41	57.07% 109	14.66% 28	5.24% 10	1.57% 3	191	2.08

Q14 Overall condition of locker rooms

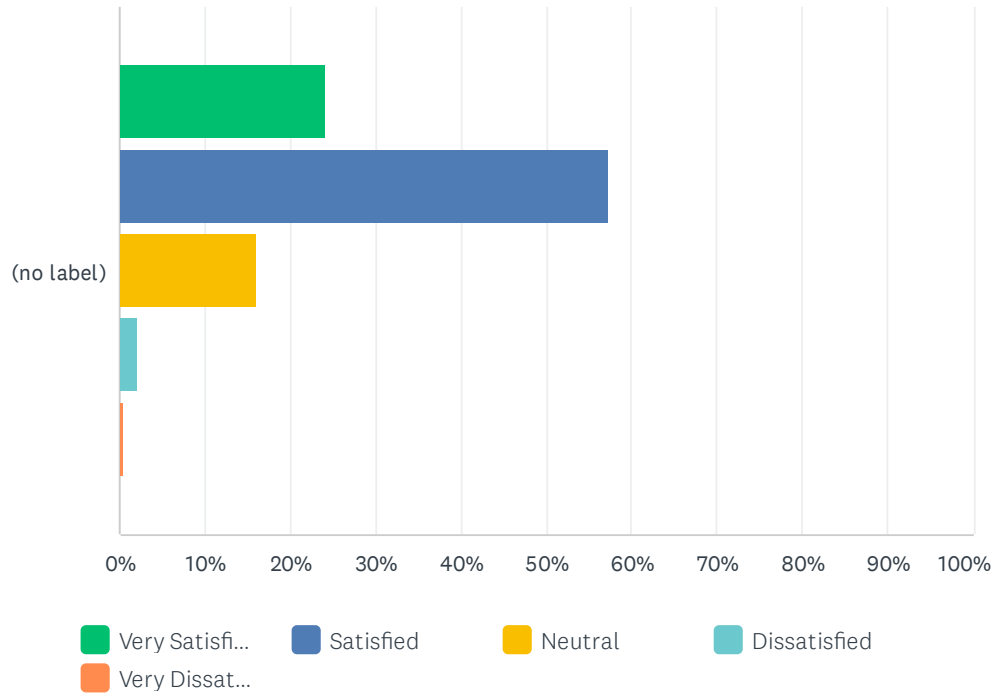
Answered: 192 Skipped: 19



	VERY SATISFIED	SATISFIED	NEUTRAL	DISSATISFIED	VERY DISSATISFIED	TOTAL	WEIGHTED AVERAGE
(no label)	34.90% 67	52.08% 100	12.50% 24	0.52% 1	0.00% 0	192	1.79

Q15 Overall condition of Ice level seating/viewing area

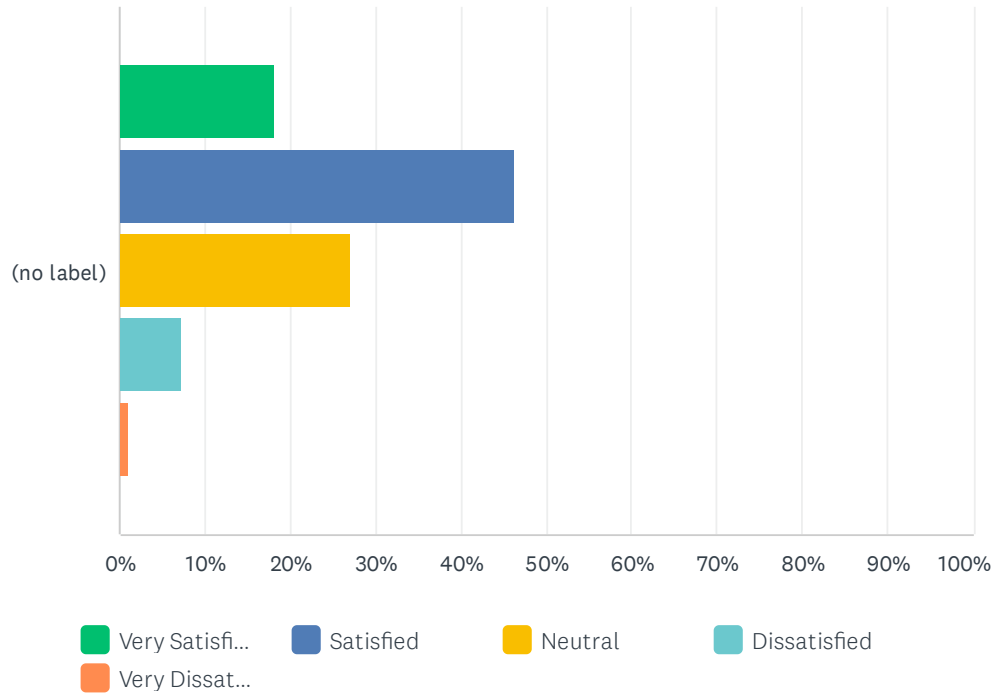
Answered: 195 Skipped: 16



	VERY SATISFIED	SATISFIED	NEUTRAL	DISSATISFIED	VERY DISSATISFIED	TOTAL	WEIGHTED AVERAGE
(no label)	24.10% 47	57.44% 112	15.90% 31	2.05% 4	0.51% 1	195	1.97

Q16 Lounge menu options

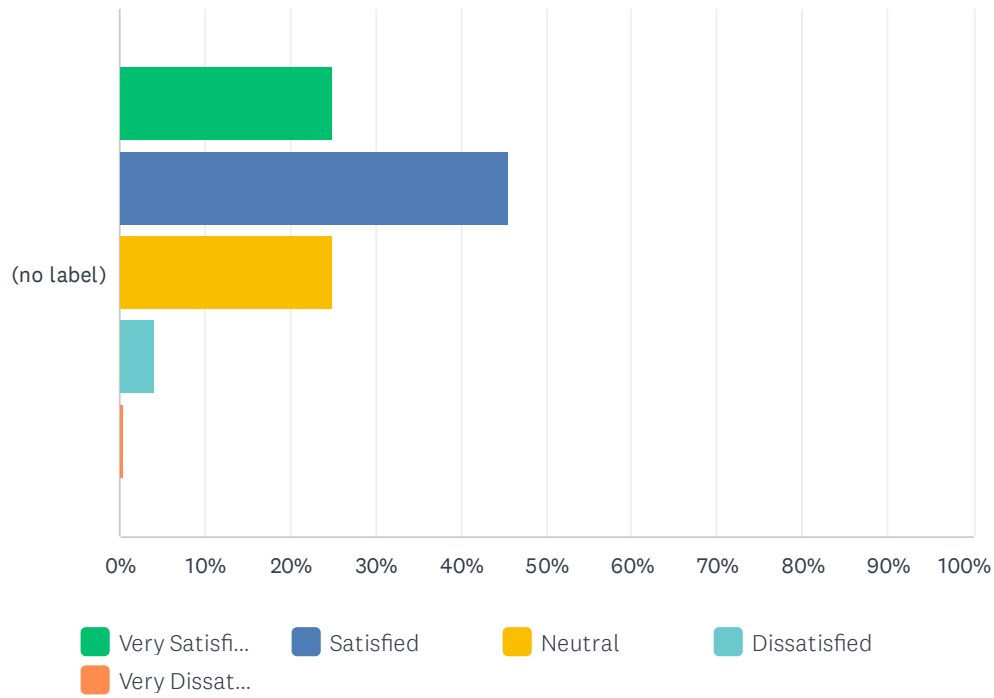
Answered: 192 Skipped: 19



	VERY SATISFIED	SATISFIED	NEUTRAL	DISSATISFIED	VERY DISSATISFIED	TOTAL	WEIGHTED AVERAGE
(no label)	18.23% 35	46.35% 89	27.08% 52	7.29% 14	1.04% 2	192	2.27

Q17 Lounge food quality

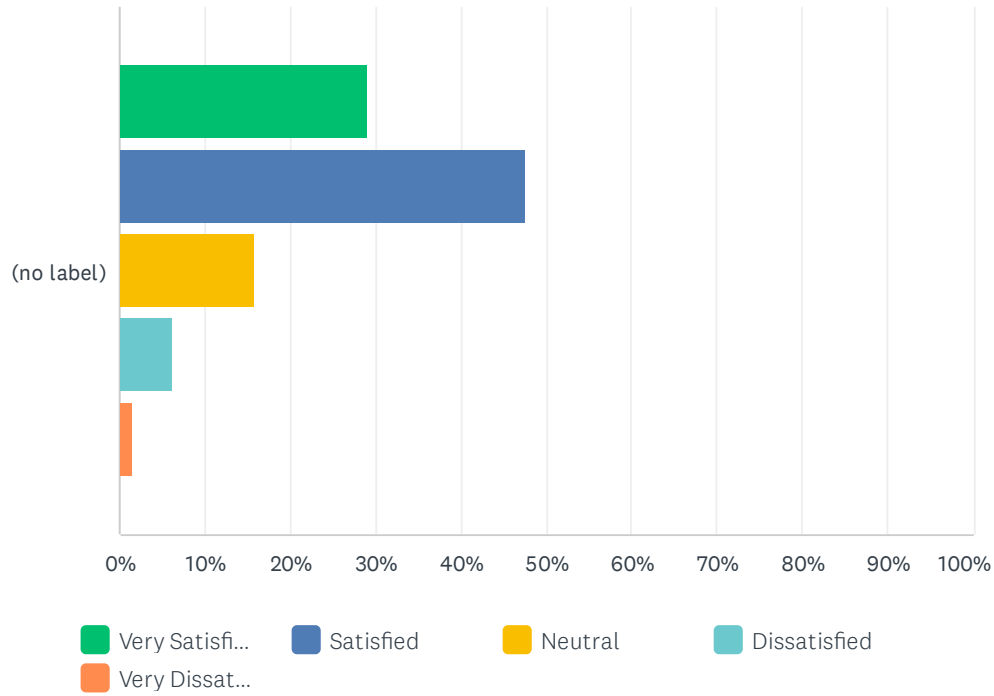
Answered: 193 Skipped: 18



	VERY SATISFIED	SATISFIED	NEUTRAL	DISSATISFIED	VERY DISSATISFIED	TOTAL	WEIGHTED AVERAGE
(no label)	24.87% 48	45.60% 88	24.87% 48	4.15% 8	0.52% 1	193	2.10

Q18 Quality of lounge service

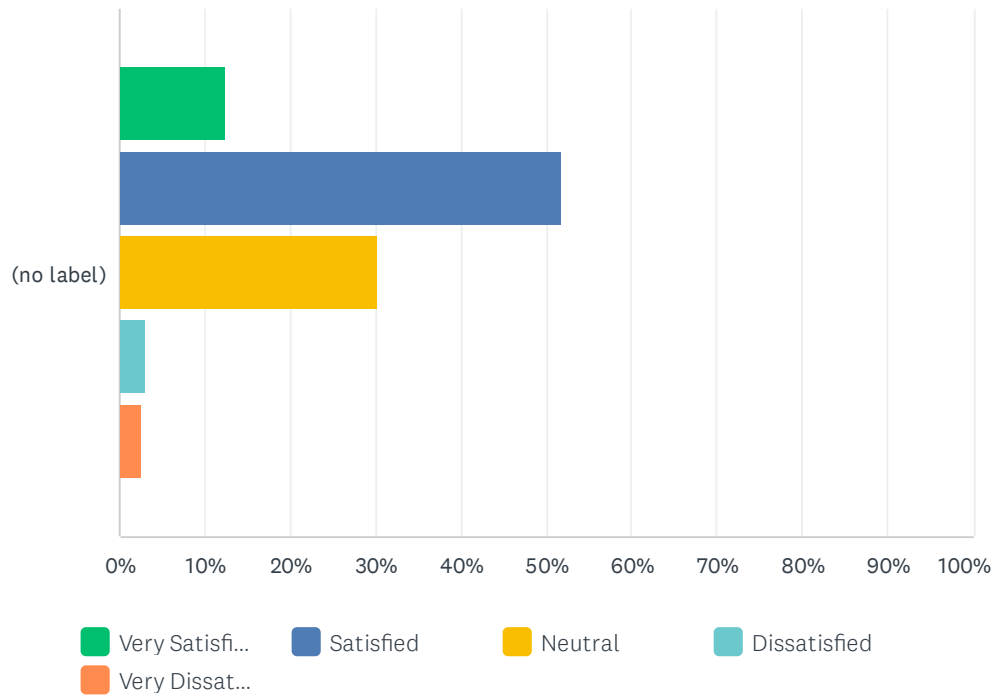
Answered: 196 Skipped: 15



	VERY SATISFIED	SATISFIED	NEUTRAL	DISSATISFIED	VERY DISSATISFIED	TOTAL	WEIGHTED AVERAGE
(no label)	29.08% 57	47.45% 93	15.82% 31	6.12% 12	1.53% 3	196	2.04

Q19 Pro shop merchandise selection

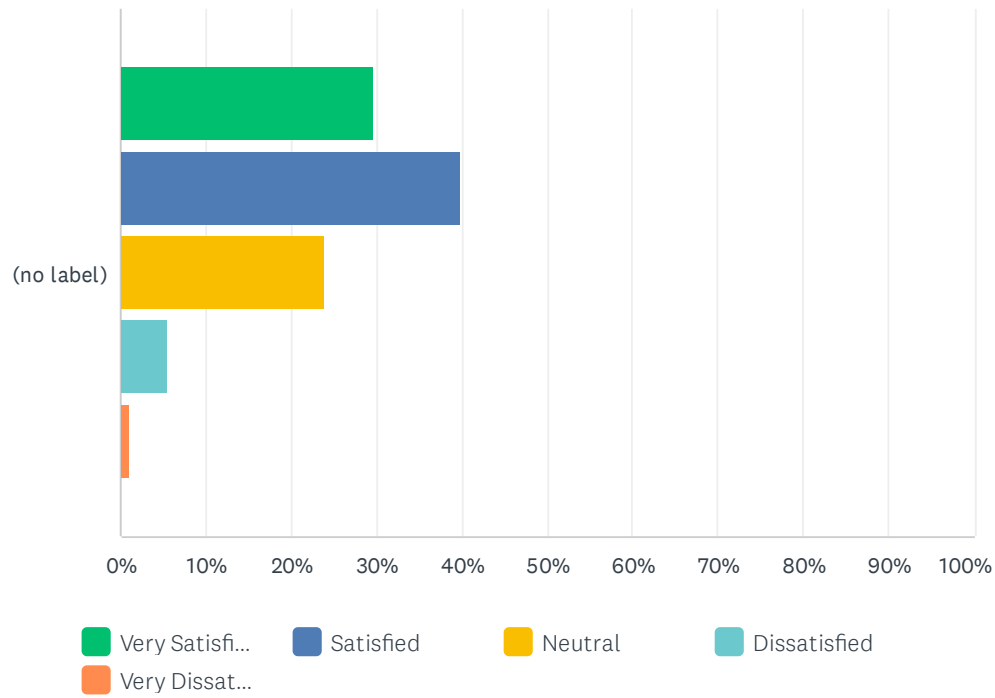
Answered: 195 Skipped: 16



	VERY SATISFIED	SATISFIED	NEUTRAL	DISSATISFIED	VERY DISSATISFIED	TOTAL	WEIGHTED AVERAGE
(no label)	12.31% 24	51.79% 101	30.26% 59	3.08% 6	2.56% 5	195	2.32

Q20 Helpfulness of Pro shop staff

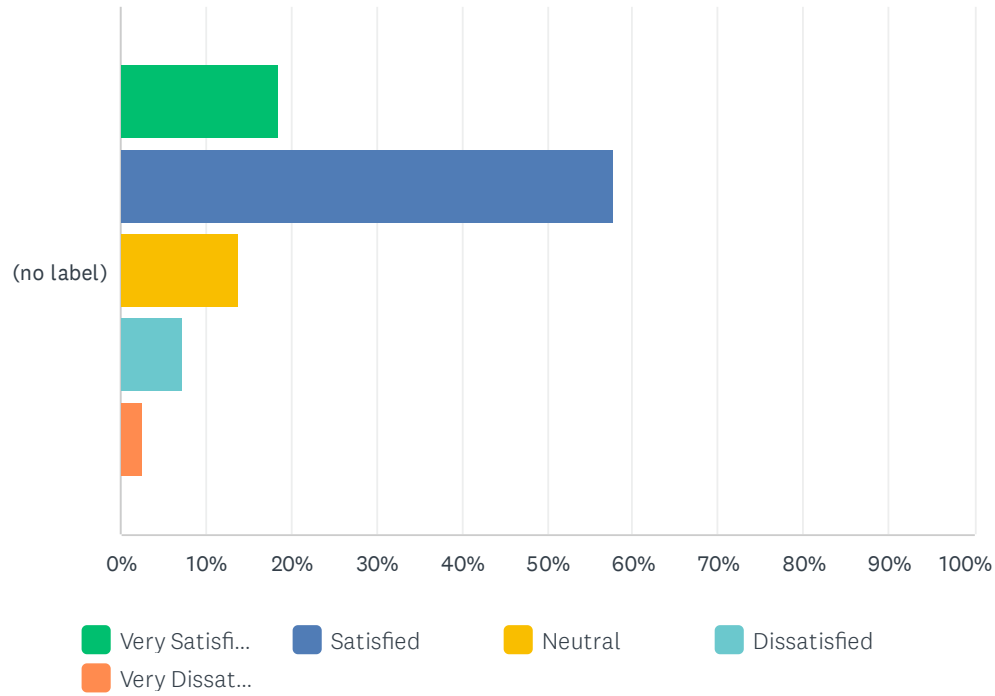
Answered: 196 Skipped: 15



	VERY SATISFIED	SATISFIED	NEUTRAL	DISSATISFIED	VERY DISSATISFIED	TOTAL	WEIGHTED AVERAGE
(no label)	29.59% 58	39.80% 78	23.98% 47	5.61% 11	1.02% 2	196	2.09

Q21 League fee value

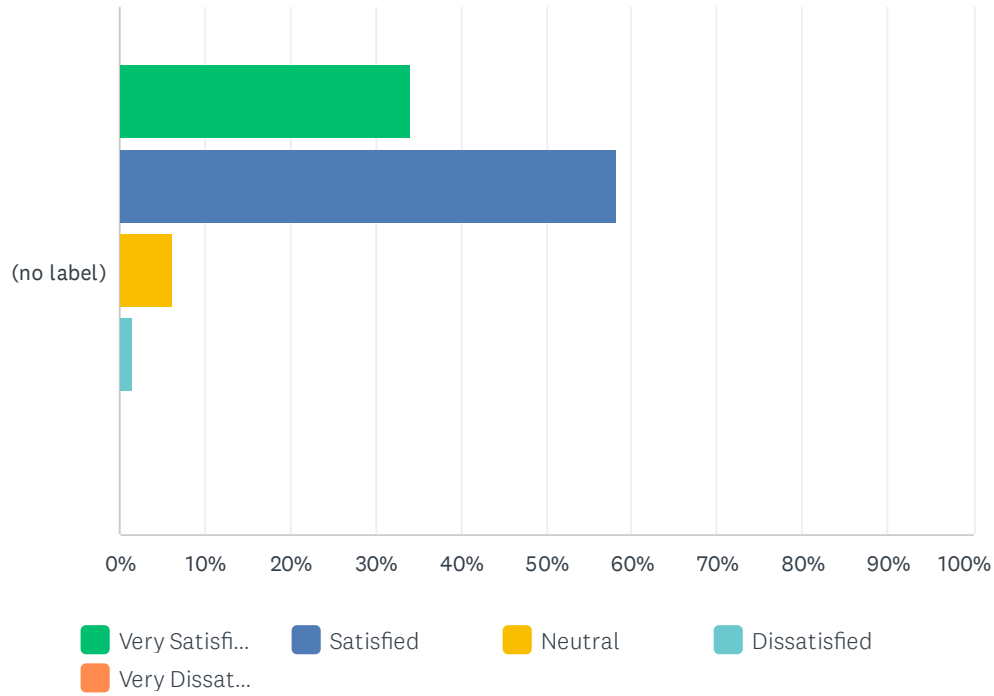
Answered: 194 Skipped: 17



	VERY SATISFIED	SATISFIED	NEUTRAL	DISSATISFIED	VERY DISSATISFIED	TOTAL	WEIGHTED AVERAGE
(no label)	18.56% 36	57.73% 112	13.92% 27	7.22% 14	2.58% 5	194	2.18

Q22 League start times

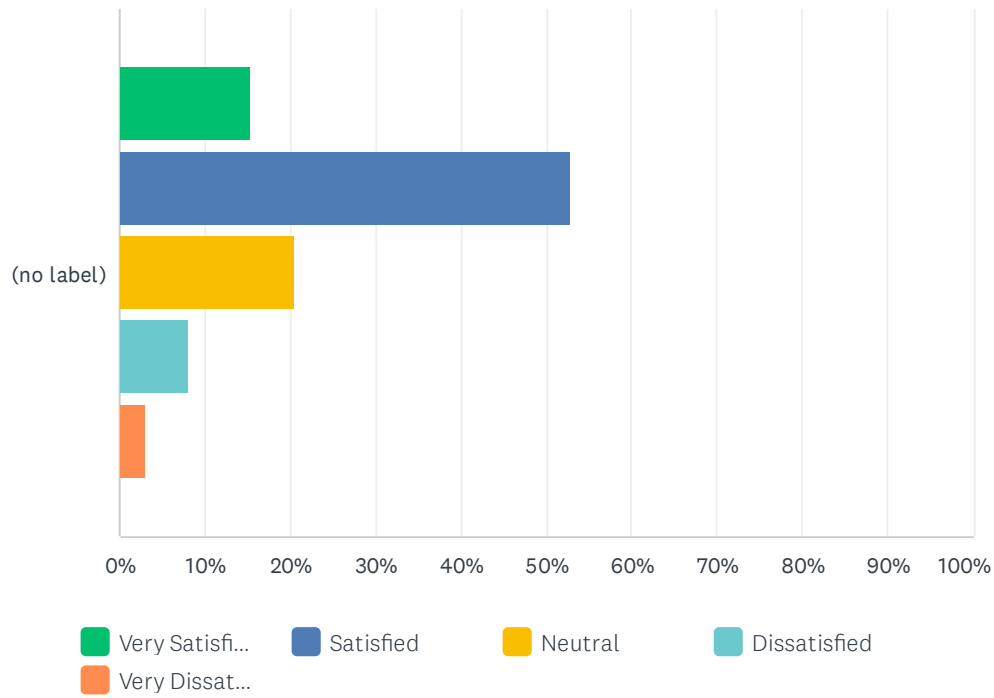
Answered: 196 Skipped: 15



	VERY SATISFIED	SATISFIED	NEUTRAL	DISSATISFIED	VERY DISSATISFIED	TOTAL	WEIGHTED AVERAGE
(no label)	34.18% 67	58.16% 114	6.12% 12	1.53% 3	0.00% 0	196	1.75

Q23 Website information

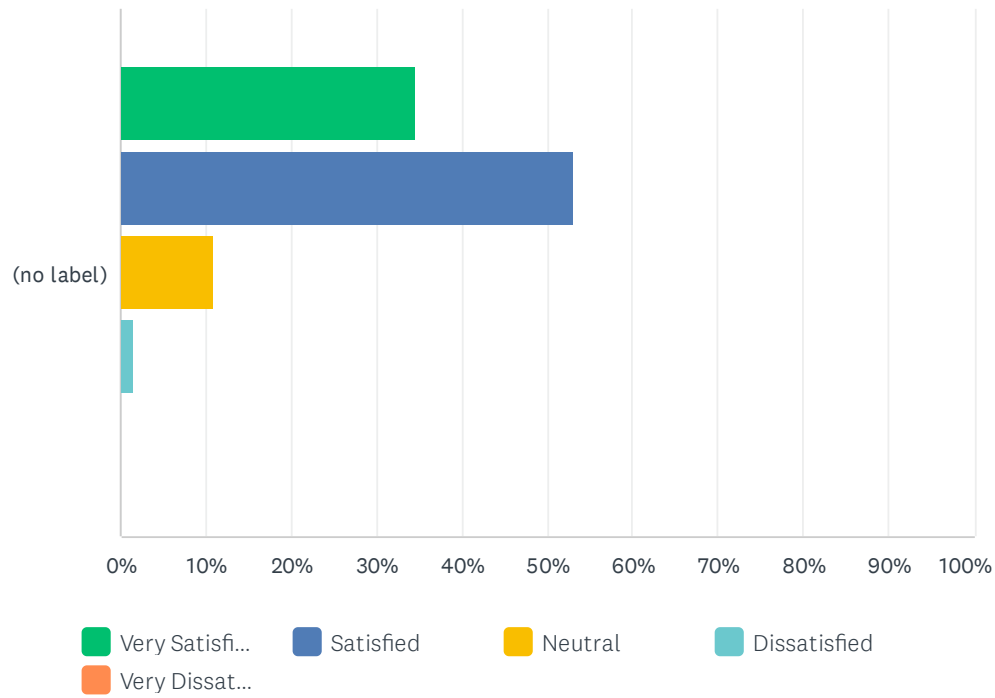
Answered: 195 Skipped: 16



	VERY SATISFIED	SATISFIED	NEUTRAL	DISSATISFIED	VERY DISSATISFIED	TOTAL	WEIGHTED AVERAGE
(no label)	15.38% 30	52.82% 103	20.51% 40	8.21% 16	3.08% 6	195	2.31

Q24 Email communication

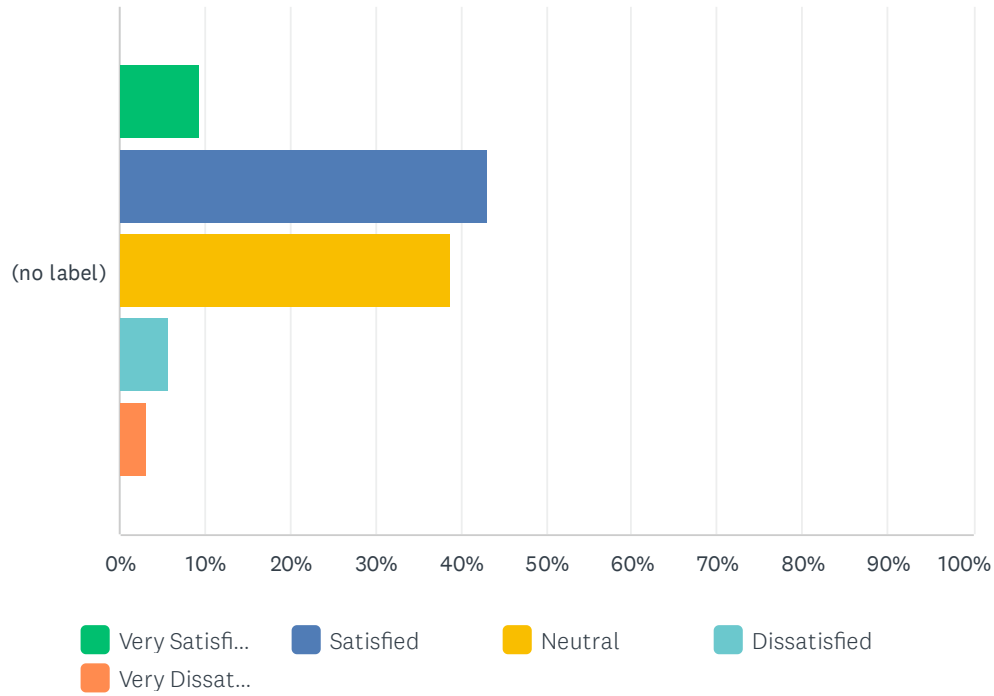
Answered: 194 Skipped: 17



	VERY SATISFIED	SATISFIED	NEUTRAL	DISSATISFIED	VERY DISSATISFIED	TOTAL	WEIGHTED AVERAGE
(no label)	34.54% 67	53.09% 103	10.82% 21	1.55% 3	0.00% 0	194	1.79

Q25 Social Media communication

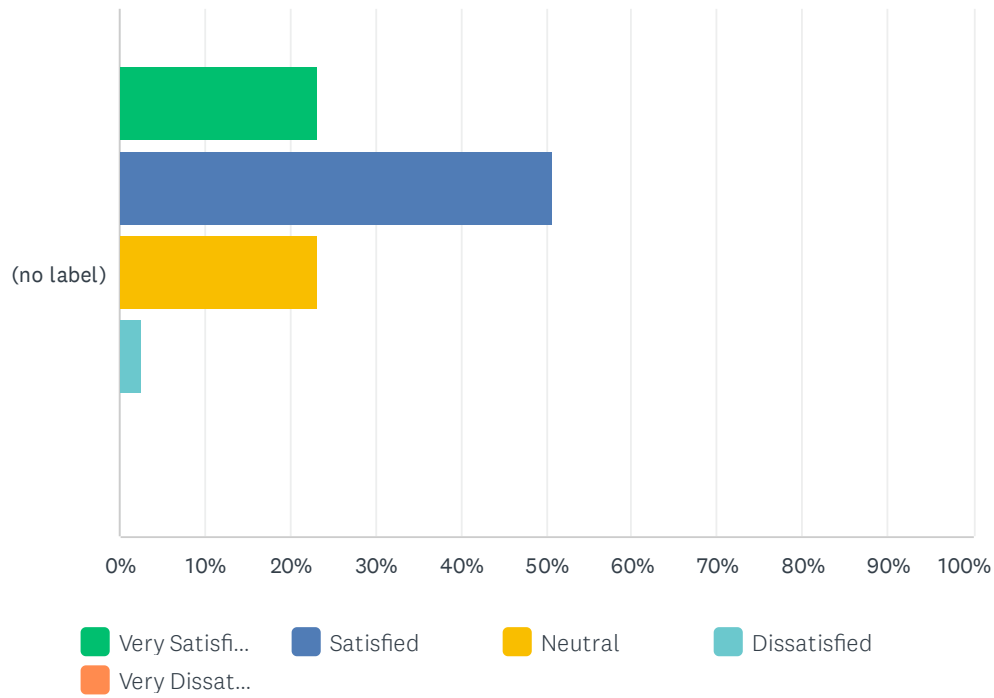
Answered: 193 Skipped: 18



	VERY SATISFIED	SATISFIED	NEUTRAL	DISSATISFIED	VERY DISSATISFIED	TOTAL	WEIGHTED AVERAGE
(no label)	9.33% 18	43.01% 83	38.86% 75	5.70% 11	3.11% 6	193	2.50

Q26 President/Board of Directors communication

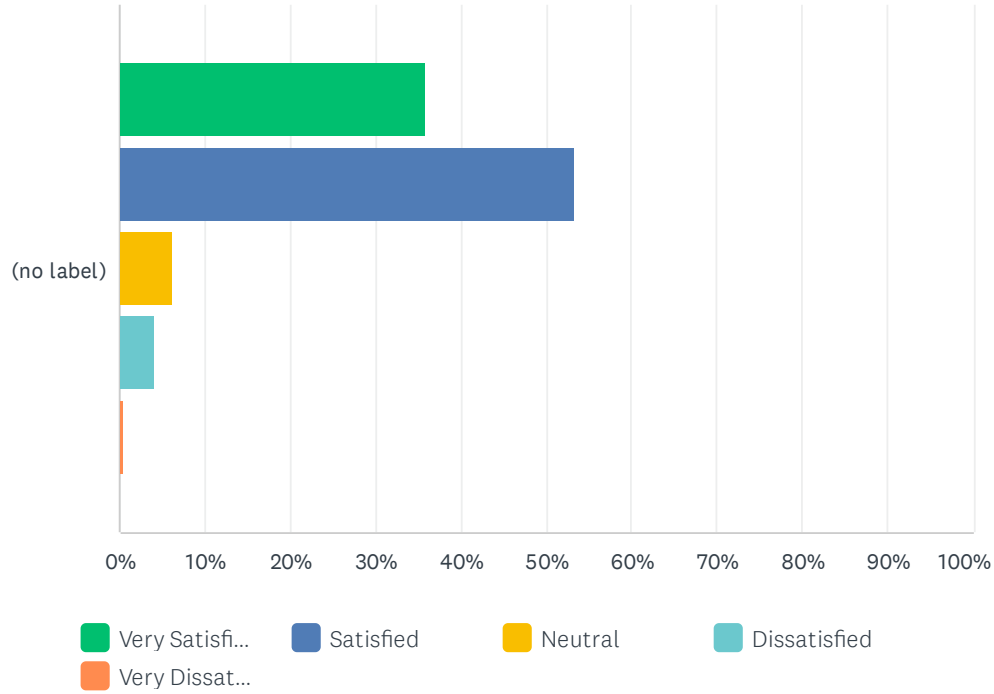
Answered: 193 Skipped: 18



	VERY SATISFIED	SATISFIED	NEUTRAL	DISSATISFIED	VERY DISSATISFIED	TOTAL	WEIGHTED AVERAGE
(no label)	23.32% 45	50.78% 98	23.32% 45	2.59% 5	0.00% 0	193	2.05

Q27 Please rate your overall satisfaction as a member of the Lethbridge Curling Club

Answered: 195 Skipped: 16



	VERY SATISFIED	SATISFIED	NEUTRAL	DISSATISFIED	VERY DISSATISFIED	TOTAL	WEIGHTED AVERAGE
(no label)	35.90%	53.33%	6.15%	4.10%	0.51%	195	1.80
	70	104	12	8	1		